



HISTORIC BARN AND FARM FOUNDATION OF PENNSYLVANIA
BARN SURVEY

Current Owner's Name: _____

Current Owner's Address: _____

Property #/ Tax I.D.: _____

Barn Location: *(Please circle if this is the original location where the barn was raised or if the barn has been relocated. If the latter applies, please provide details on date of relocation; reason for relocation; original location, previous owners, if known, etc. If there is more than one barn at this location, please complete a survey on each barn and submit together.)*

Address: _____

Township/County: _____

Latitude & Longitude:

Easting and Northing (UTM):

Complete this box if information is known.

HBFF of PA retains the right to use information gathered here for purposes approved by the Board of directors of HBFF of PA, without written consent of, or compensation to the property owner or the donor of information provided with this document.

Circle all of the information on each page that applies to this barn. Please include copies of photos and any additional information about the barn when submitting this survey as attachments. Do not send original photos because the Foundation cannot be responsible for lost items.

THANK YOU FOR COMPLETING THE SURVEY.

-
- I. Condition of Barn**
 - A. Good**
 - B. Fair**
 - C. Poor**
 - D. External additions or alterations** (*Describe on reverse side of page.*)
 - E. Internal additions or alterations** (*Describe on reverse side of page.*)
 - F. Ruins**

 - II. Barn Shape**
 - A. Rectangular**
 - B. Round**
 - C. 'T' Shape**
 - D. 'L' Shape**
 - E. Other** (*Describe on reverse side of page.*)

 - III. Roof Shape** (*See Page 5 for examples*)
 - A. Gable**
 - B. Gambrel**
 - C. Gothic**
 - D. Other** (*Describe on reverse side of page.*)

 - IV. Roof Covering**
 - A. Asphalt shingle**
 - B. Slate**
 - C. Metal, Corrugated**
 - D. Metal, Ribbed**
 - E. Metal, Standing Seam**
 - F. Wood Shake or Shingle**
 - G. Other** (*Describe on reverse side of page.*)

 - V. Exterior Walls**
 - A. Log**
 - B. Stone**
 - C. Brick**
 - D. Wood**
 - E. Covered with Exterior Siding** (*Siding type covered in VI*)
 - F. Other** (*Describe on reverse side of page.*)

 - VI. Siding**
 - A. Stucco**
 - B. Metal, Corrugated**
 - C. Metal, Ribbed**
 - D. Wood, Battens**
 - E. Wood, Horizontal**
 - F. Wood, Vertical**
 - G. Other** (*Describe on reverse side of page.*)

- VII. Painting**
 - A. Not Painted**
 - B. Painted** (*Describe on reverse side of page: color and where painted.*)
 - C. Names and Dates** (*Describe on reverse side of page.*)

- VIII. Decoration**
 - A. Hex Signs**
 - B. Stars**
 - C. Advertisements**
 - D. Scenes or Farm Animals**
 - E. Carvings or Cutouts**
 - F. Other** (*Describe on reverse side of page.*)

- IX. Other Features**
 - A. Cupola**
 - B. Dormer**
 - C. Lightning Rod**
 - D. Ventilator**
 - E. Weather Vane**
 - F. Forebay**
 - G. Windows**
 - H. Other** (*Describe on reverse side of page.*)

- X. Foundation** (*See page 5 for examples*)
 - A. Bank**
 - B. Bridged**
 - C. On Grade**
 - D. Piers**
 - E. Ramped**
 - F. Other** (*Describe on reverse side of page.*)

- XI. Foundation Materials**
 - A. Cement or Concrete Block**
 - B. Stone**
 - C. Glazed Tile**
 - D. Poured Concrete**
 - E. Brick**
 - F. Other** (*Describe on reverse side of page.*)

- XII. Current Use**
 - A. Agriculture**
 - B. Non-Agriculture** (*Describe on reverse side of page.*)

- XIII. Age of Original Barn**
 - A. Year Built** (*How was this date determined?*)
 - B. Date Stone or Marker** (*Describe on reverse side of page, location on barn.*)
 - C. Unknown**

XIV. Additions

- A. No Additions
- B. One Addition (*Describe on reverse side of page.*)
- C. Several Additions (*Describe on reverse side of page.*)
- D. Year(s) Built (*How was this date determined?*)

XV. Other Historic Farmstead Buildings/Features

- A. Farm House
- B. Chicken Coop
- C. Corncrib
- D. Granary
- E. Pig Pen
- F. Machine Shed
- G. Milk House
- H. Out House
- I. Silo
- J. Windmill
- K. Smoke House
- L. Bake Oven
- M. Tobacco Shed
- N. Caretaker's House or Other Related Second House
- O. Wash House
- P. Family Cemetery
- Q. Lime Kiln
- R. Root Cellar
- S. Spring House
- T. Summer Kitchen
- U. Carriage House
- V. Mill
- W. Butcher Shop
- X. Wagon Shed
- Y. Other (*Describe on reverse side of page.*)

The items listed under XV will be the subject of additional surveys in future years. Feel free to provide details with this survey on their type and condition or wait until a later date when a supplemental survey is forwarded to you for completion and verification. If your barn has been included in another historic record, please provide us with the organization that compiled the data and any contact information available so that we can coordinate our efforts to document these buildings.

Name of Person Completing Survey
(Please print)

Phone Number

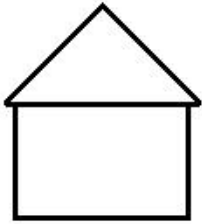
Date

Signature of Person Completing Survey

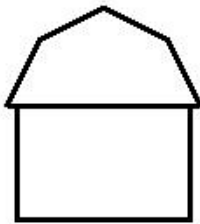
Return completed survey to: Historic Barn and Farm Foundation of Pennsylvania, c/o Sheila Miller, president, 80 Witman Road, Womelsdorf, PA 19567. Any questions on completing this survey should be directed to 610-589-5617; or e-mail address: deutschlandfarm@comcast.net.

STYLES OF BARN ROOFS (III) AND FOUNDATIONS (X)

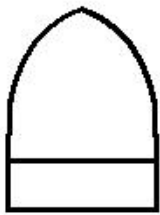
Pennsylvania Barn Roof Types



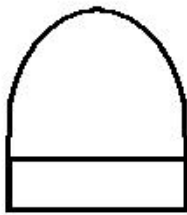
Gable Roof



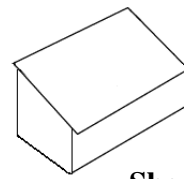
Gambrel Roof



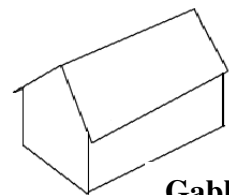
Gothic Roof



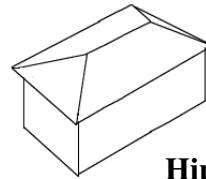
Rainbow Roof



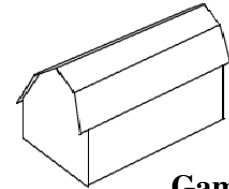
Shed



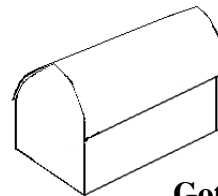
Gable



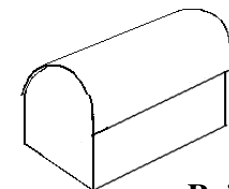
Hip



Gambrel



Gothic



Rainbow

Bank barn - barn
built into a hillside



Ramp barn - earthen ramp
leading to wagon doors



Bridge barn - open "bridge"
between ramp and barn



Adapted from:

The Ohio Academy of Science.

<http://www.heartlandscience.org/researchers.htm>